

Scaled data based on original data using  
LM-79-08 Approved Method: Electrical and Photometric Measurements of Solid-  
State Lighting Products

Test Report Prepared for  
Cooper Lighting Solutions  
(formerly Eaton)

Brand: McGRAW-EDISON

Report Number: P227146

Luminaire Tested: **ISW-AF-600-LED-E1-SLL-8030-ULG**

Issue Date: 3/3/2020

**Test Information**

Test Method: LM-79-08  
Report Number: P227146  
TEST IS SCALED FROM IESNA LM-79-08 TEST DATA (P35948)-DOWNLIGHT AND  
Test Lab: INNOVATION CENTER-P3  
Issue Date: 3/3/2020  
Manufacturer: COOPER LIGHTING SOLUTIONS (FORMERLY EATON)  
Product Line: MCGRAW-EDISON  
Catalog Number: ISW-AF-600-LED-E1-SLL-8030-ULG  
Description: IMPACT ELITE LED WEDGE LUMINAIRE WITH UPLIGHT  
LIGHT SQUARE WITH ACCUED OPTICS-90° SPILL LIGHT ELIMINATOR LEFT, WITH  
UPLIGHT GLOW  
Light Source: (16) 3000K CCT, 80 CRI LEDs and (1) UPLIGHT LED  
Ballast/Driver: ELECTRONIC DRIVER

**Summary**

Lumens per Lamp: N/A  
Luminaire Lumens: 4615.9 lumens  
Efficiency: N/A  
Efficacy: 91.6 lumens/watt  
Luminous Opening: Rectangular w/ Sides (W: 0.5' x L: 0.5' x H: 0.54')  
IES Classification: Type IV - Short - Non-Cutoff  
BUG Rating: B1 - U5 - G1

Input Watts (W): 50.4  
Input Voltage (V): 120  
Input Current (Ain): NR  
Voltage Rise (V): NR  
Power Factor: NR  
Total Harmonic Distortion (THDi): NR  
Frequency (hertz): 60  
Stabilization Time: NR  
Operation Time: NR  
Ambient Temperature (°C): NR  
Test Distance: 25 FT

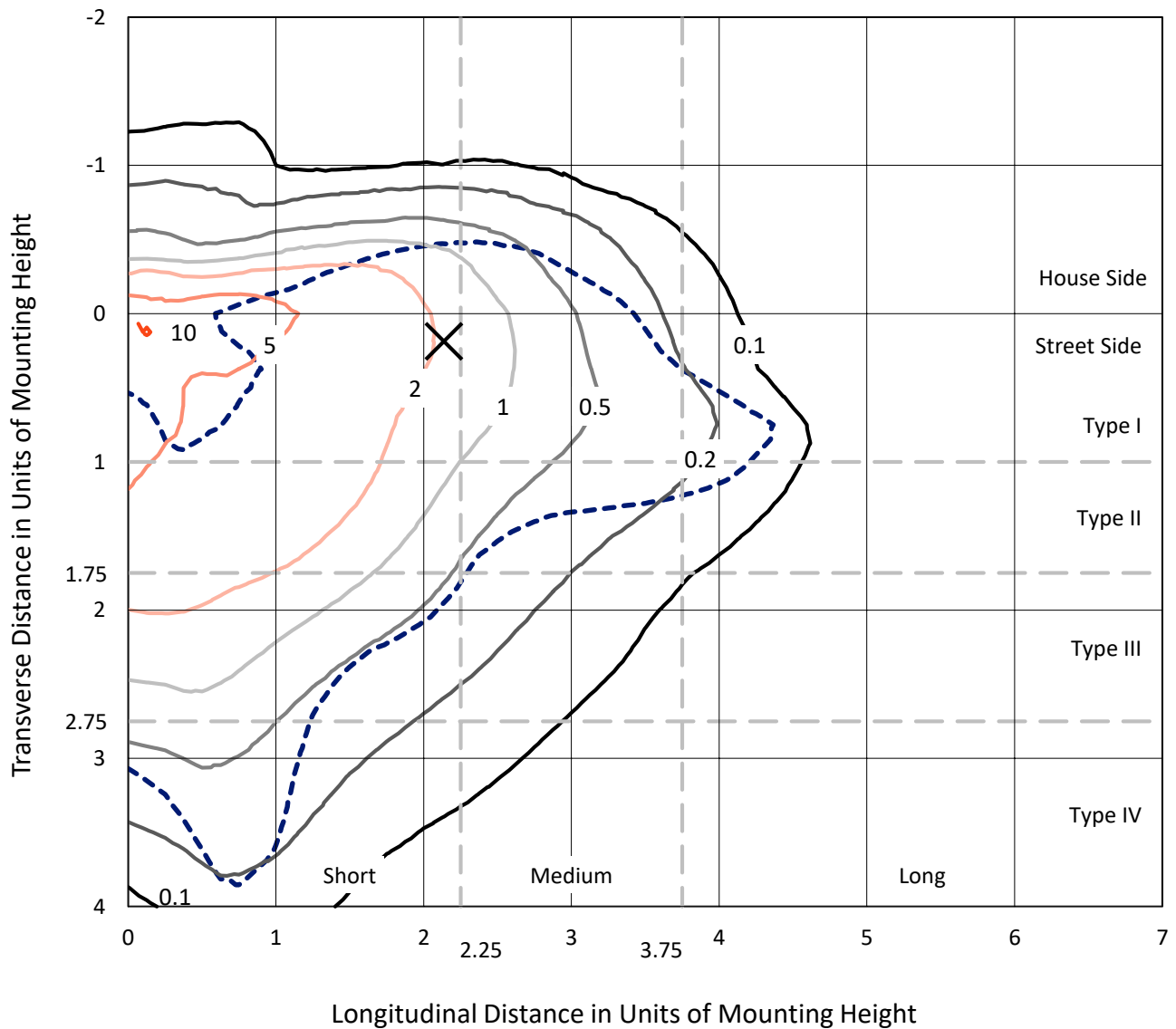


REPORT NUMBER: P227146

CATALOG NUMBER: ISW-AF-600-LED-E1-SLL-8030-ULG

### Iso-Footcandle Lines of Horizontal Illumination

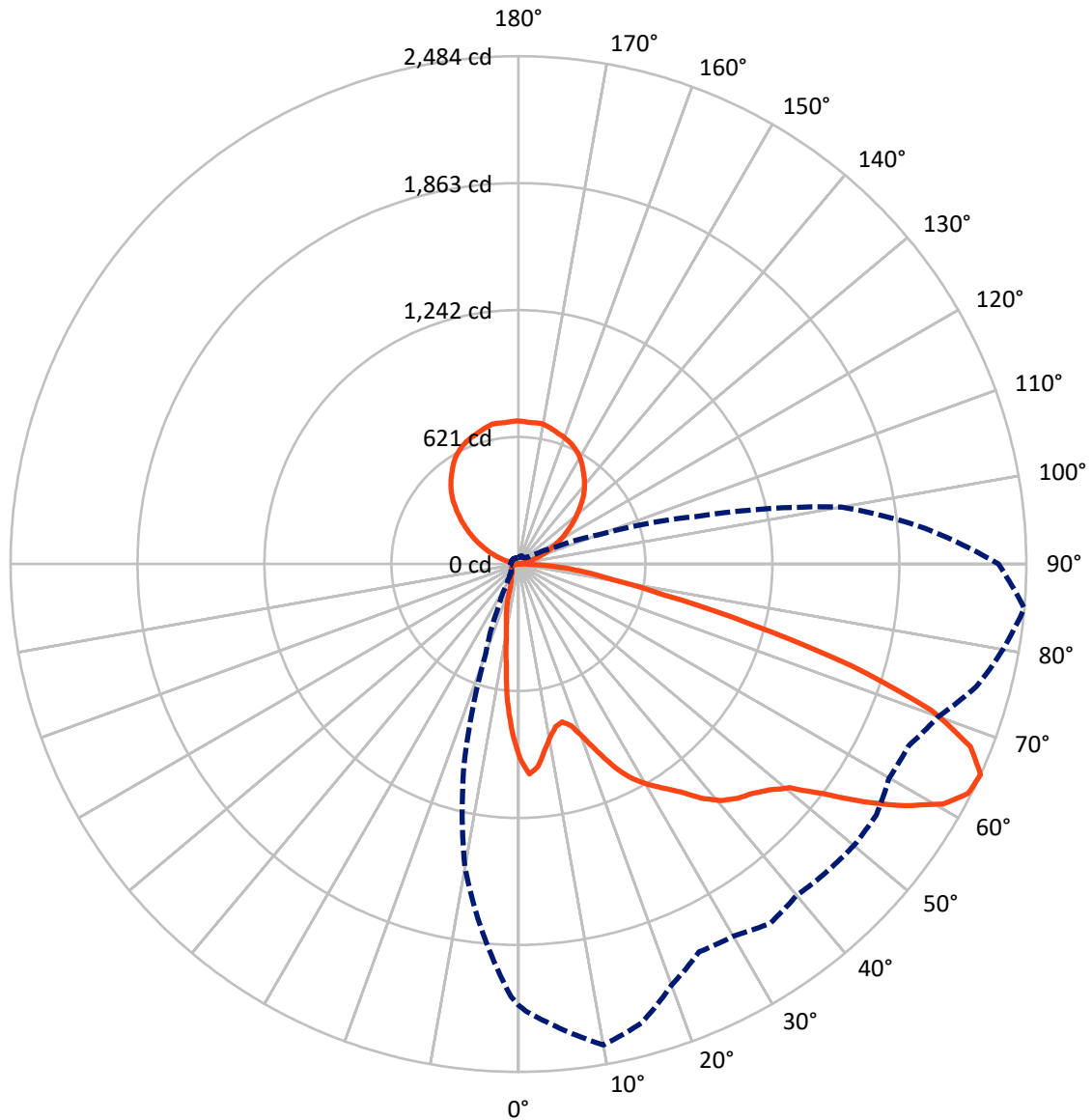
✕ Max cd  
 - - - 1/2 Max cd



Based on 10 foot mounting height. Maximum calculated value = 10.4 fc  
 Type IV - Short - Non-Cutoff

REPORT NUMBER: P227146  
CATALOG NUMBER: ISW-AF-600-LED-E1-SLL-8030-ULG

### Luminous Intensity Polar Plot



— Vertical Plane Through 85-Deg Lateral      - - - Horizontal Cone Through 65-Deg Vertical

REPORT NUMBER: P227146

CATALOG NUMBER: ISW-AF-600-LED-E1-SLL-8030-ULG

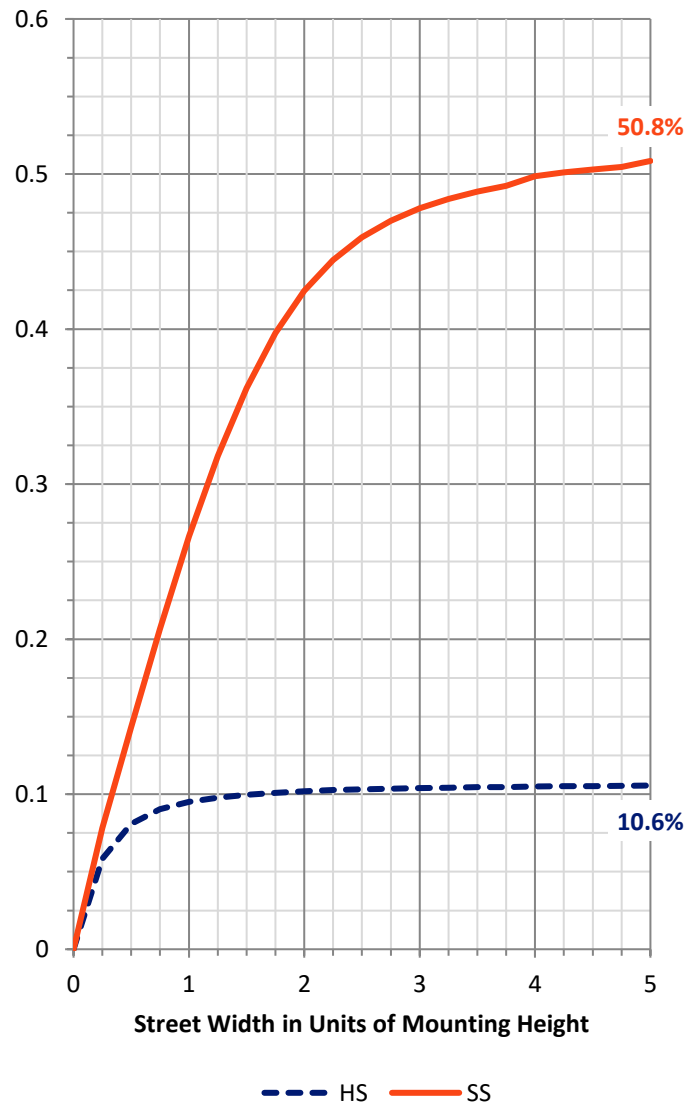
**FLUX DISTRIBUTION:**

		Downward	Upward	Total
<b>House Side</b>	Lumens	494.5	867.6	1362.1
	% Fixture	10.7	18.8	29.5
<b>Street Side</b>	Lumens	2386.2	867.7	3253.9
	% Fixture	51.7	18.8	70.5
<b>Total</b>	Lumens	2880.7	1735.3	4615.9
	% Fixture	62.4	37.6	100.0

**Coefficient of Utilization**

**ZONAL LUMENS:**

Zone	Lumens	% Fixture
0°-10°	70.5	1.5
10°-20°	135.6	2.9
20°-30°	193.4	4.2
30°-40°	280.5	6.1
40°-50°	401.3	8.7
50°-60°	616.2	13.3
60°-70°	713.2	15.5
70°-80°	363.9	7.9
80°-90°	106.0	2.3
90°-100°	9.4	0.2
100°-110°	57.4	1.2
110°-120°	166.1	3.6
120°-130°	273.2	5.9
130°-140°	336.8	7.3
140°-150°	344.6	7.5
150°-160°	290.3	6.3
160°-170°	191.2	4.1
170°-180°	66.3	1.4
0°-90°	2880.7	62.4
0°-180°	4615.9	100.0



REPORT NUMBER: P227146

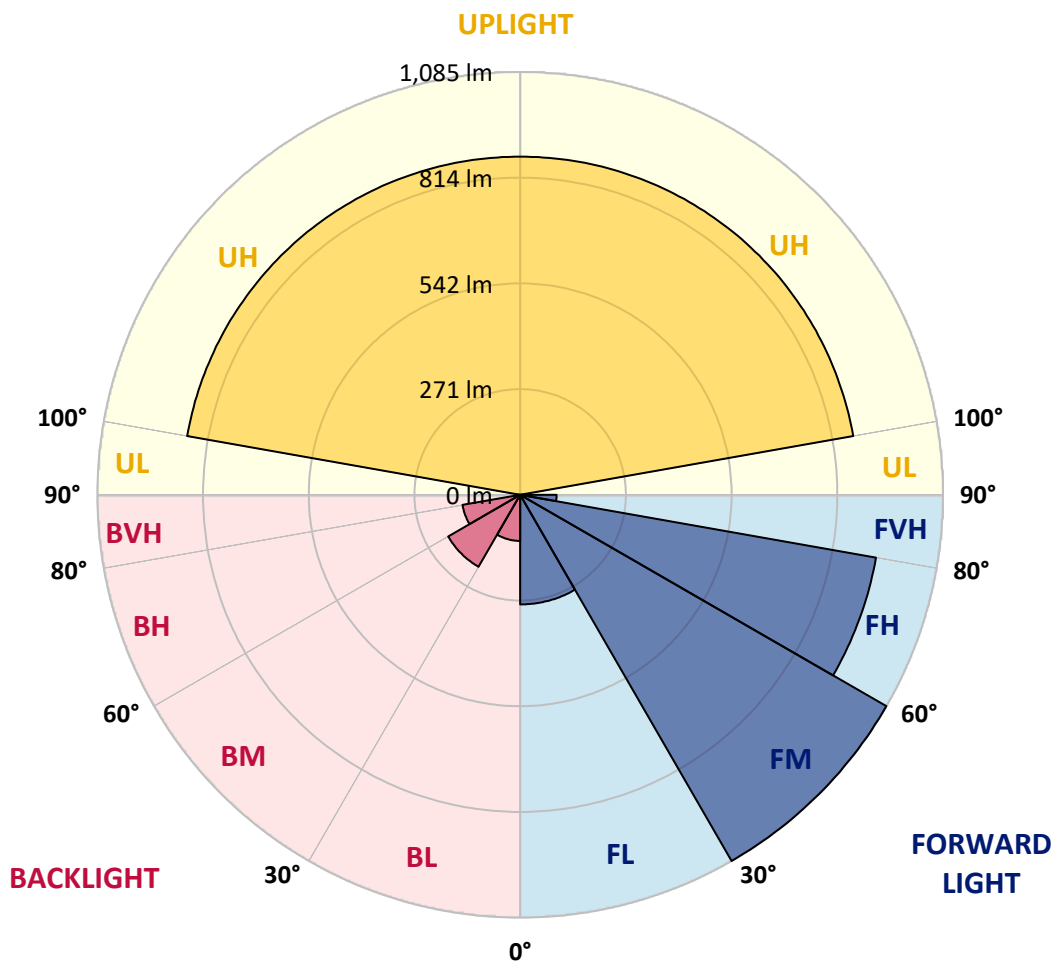
CATALOG NUMBER: ISW-AF-600-LED-E1-SLL-8030-ULG

**LUMINAIRE CLASSIFICATION SYSTEM LUMEN TABLE AND BUG RATING:**

Zone	Lumens	% Fixture	Zone Rating/Lumen Limit		
			B	U	G
FL (0°-30°)	281.2	6.1			
FM (30°-60°)	1084.8	23.5			
FH (60°-80°)	926.9	20.1			G1/1800
FVH (80°-90°)	93.3	2.0			G1/100
BL (0°-30°)	118.2	2.6	B1/500		
BM (30°-60°)	213.3	4.6	B0/220		
BH (60°-80°)	150.2	3.3	B1/500		G1/500
BVH (80°-90°)	12.7	0.3			G1/100
UL (90°-100°)	9.4	0.2		U1/10	
UH (100°-180°)	867.6	18.8		U4/1000	

**BUG Rating: B1-U5-G1**

Type IV Short





REPORT NUMBER: P227146

CATALOG NUMBER: ISW-AF-600-LED-E1-SLL-8030-ULG

**CANDELA DISTRIBUTION (FULL):**

	0°	1°	5°	10°	15°	20°	25°	30°	35°	40°	45°
0°	951.4	951.4	951.4	951.4	951.4	951.4	951.4	951.4	951.4	951.4	951.4
2.5°	984.8	985.8	999.3	1012.4	1028.9	1026.5	1040.1	1050.2	1059.4	1060.9	1067.7
5°	924.7	934.4	964.9	991.1	1024.1	1049.8	1077.4	1099.2	1115.2	1130.2	1132.1
7.5°	840.4	847.7	883.0	924.2	971.7	1005.6	1047.3	1083.7	1109.4	1133.6	1138.9
10°	768.2	775.0	814.2	867.5	909.2	953.3	996.4	1026.0	1059.4	1080.3	1090.5
12.5°	733.3	741.5	778.8	827.3	869.9	912.6	945.1	970.8	989.7	993.5	996.4
15°	746.8	751.2	792.4	835.5	869.5	890.8	899.5	915.0	913.6	921.3	922.8
17.5°	801.6	799.7	843.3	873.3	889.8	887.4	873.8	865.6	851.0	846.7	859.3
20°	895.6	902.4	930.5	948.9	932.0	892.7	855.4	829.7	809.4	802.6	801.1
22.5°	1005.6	1014.4	1044.9	1035.2	992.1	920.4	852.5	811.3	786.1	778.8	775.9
25°	1121.0	1126.8	1142.3	1109.4	1048.8	955.7	872.9	815.2	781.7	771.1	769.6
27.5°	1214.0	1219.9	1212.6	1174.8	1087.1	995.5	901.0	832.6	789.0	778.3	773.5
30°	1290.1	1293.0	1268.8	1221.8	1134.6	1039.6	937.8	863.2	812.3	788.0	784.6
32.5°	1375.4	1373.5	1326.5	1261.5	1174.8	1079.3	980.0	897.6	834.6	805.0	799.7
35°	1469.0	1452.0	1369.1	1300.8	1202.4	1109.8	1018.2	933.9	870.4	831.2	824.4
37.5°	1552.3	1534.9	1423.9	1331.8	1230.0	1133.6	1048.3	980.9	925.2	889.3	886.4
40°	1617.3	1596.0	1465.6	1352.7	1243.6	1151.0	1083.7	1040.1	1003.2	974.1	974.1
42.5°	1669.6	1646.4	1506.3	1376.9	1255.7	1177.7	1142.8	1127.8	1120.0	1104.0	1109.8
45°	1720.0	1696.3	1539.7	1392.4	1282.9	1229.6	1234.4	1247.5	1270.8	1261.5	1269.8
47.5°	1768.0	1744.7	1577.5	1417.1	1335.2	1322.6	1347.8	1400.2	1445.7	1481.6	1506.8
50°	1848.5	1820.8	1645.4	1489.8	1417.6	1423.9	1496.6	1599.3	1673.5	1706.5	1704.5
52.5°	2001.1	1961.9	1791.3	1625.5	1535.4	1570.3	1656.0	1785.5	1882.4	1908.1	1918.2
55°	2187.7	2156.7	2002.1	1805.3	1739.9	1752.0	1858.6	2005.0	2079.6	2106.3	2115.0
57.5°	2297.2	2289.0	2192.1	1997.7	1934.2	1929.4	2068.5	2188.2	2252.7	2277.9	2270.1
59°	2322.9	2325.4	2270.1	2133.9	2046.7	2036.0	2177.5	2288.5	2342.3	2350.1	2346.2
60°	2320.5	2334.1	2327.3	2208.6	2117.9	2104.4	2223.6	2329.2	2374.3	2386.4	2372.8
62.5°	2270.6	2293.8	2358.3	2345.7	2279.3	2210.0	2266.2	2342.8	2371.9	2360.2	2350.1
65°	2157.2	2187.7	2277.4	2388.8	2324.9	2191.1	2092.7	2101.4	2145.5	2116.5	2130.5
67.5°	1961.4	1996.3	2043.8	2296.8	2203.7	1979.3	1810.2	1727.3	1706.5	1734.6	1779.2
70°	1595.5	1618.2	1738.4	2096.1	1935.2	1627.0	1414.7	1304.2	1267.4	1332.3	1377.9
72.5°	1125.4	1159.3	1317.8	1734.6	1592.1	1303.2	1070.6	968.8	932.0	934.9	974.6
75°	684.8	730.9	920.8	1371.6	1254.8	998.4	815.7	742.5	731.3	725.0	718.3
77.5°	451.7	469.1	605.3	946.5	846.2	710.0	612.1	642.2	675.6	682.9	691.6
80°	306.3	311.6	392.6	664.0	557.3	524.4	494.8	565.6	629.1	640.7	634.4
82.5°	188.5	204.5	273.8	447.8	444.4	428.9	391.1	446.4	488.5	495.8	508.9
85°	65.4	68.3	168.2	395.5	451.7	456.5	322.3	254.4	285.9	280.6	201.6
87.5°	28.1	31.5	52.3	264.6	305.8	253.0	147.3	130.9	100.8	56.7	54.8
90°	6.9	6.9	6.5	8.4	14.3	12.3	12.4	9.5	8.0	7.5	7.0
92.5°	4.0	4.0	4.0	4.5	5.0	5.5	6.0	6.0	6.0	6.0	6.0
95°	5.0	5.0	5.0	5.5	6.0	6.5	7.0	7.0	7.0	7.0	7.0
97.5°	7.0	7.0	7.0	7.5	8.0	8.0	8.0	8.5	9.0	9.0	9.0
100°	8.0	8.0	8.0	8.5	9.0	9.5	10.0	11.0	12.0	16.5	21.0
102.5°	11.0	11.0	11.0	12.0	13.0	15.5	18.0	22.5	27.0	33.5	40.0
105°	21.0	21.2	22.0	24.5	27.0	31.5	36.0	42.0	48.0	55.5	63.0
107.5°	41.0	41.2	42.0	45.5	49.0	53.5	58.0	65.5	73.0	80.5	88.0



REPORT NUMBER: P227146

CATALOG NUMBER: ISW-AF-600-LED-E1-SLL-8030-ULG

**CANDELA DISTRIBUTION (continued):**

	0°	1°	5°	10°	15°	20°	25°	30°	35°	40°	45°
110°	66.0	66.4	68.0	71.0	74.0	80.5	87.0	94.5	102.0	108.0	114.0
112.5°	99.0	99.0	99.0	102.5	106.0	113.5	121.0	127.5	134.0	138.5	143.0
115°	140.0	139.8	139.0	143.0	147.0	153.0	159.0	163.5	168.0	171.0	174.0
117.5°	184.0	184.0	184.0	186.5	189.0	193.0	197.0	199.5	202.0	203.5	205.0
120°	225.0	224.6	223.0	224.5	226.0	229.5	233.0	235.0	237.0	240.0	243.0
122.5°	263.0	262.4	260.0	260.5	261.0	264.0	267.0	269.0	271.0	274.0	277.0
125°	298.0	297.2	294.0	295.0	296.0	297.5	299.0	302.0	305.0	307.5	310.0
127.5°	330.0	329.8	329.0	329.0	329.0	331.0	333.0	336.0	339.0	339.5	340.0
130°	363.0	362.6	361.0	361.5	362.0	364.0	366.0	368.0	370.0	371.0	372.0
132.5°	396.0	395.6	394.0	393.5	393.0	397.0	401.0	402.5	404.0	404.5	405.0
135°	429.0	428.4	426.0	426.0	426.0	429.0	432.0	433.5	435.0	436.0	437.0
137.5°	460.0	459.4	457.0	458.0	459.0	459.5	460.0	462.0	464.0	466.0	468.0
140°	488.0	487.4	485.0	486.0	487.0	488.0	489.0	490.0	491.0	494.0	497.0
142.5°	518.0	517.4	515.0	516.0	517.0	517.5	518.0	519.5	521.0	523.0	525.0
145°	550.0	549.2	546.0	545.0	544.0	545.5	547.0	548.5	550.0	550.5	551.0
147.5°	575.0	574.4	572.0	571.5	571.0	572.5	574.0	574.0	574.0	574.5	575.0
150°	595.0	594.4	592.0	592.5	593.0	593.0	593.0	593.0	593.0	593.0	593.0
152.5°	611.0	610.4	608.0	608.0	608.0	608.5	609.0	609.5	610.0	610.0	610.0
155°	629.0	628.2	625.0	625.0	625.0	626.0	627.0	628.5	630.0	629.0	628.0
157.5°	646.0	645.4	643.0	643.0	643.0	643.5	644.0	645.0	646.0	645.5	645.0
160°	663.0	662.4	660.0	659.5	659.0	657.5	656.0	655.5	655.0	655.0	655.0
162.5°	673.0	672.2	669.0	669.0	669.0	667.0	665.0	663.0	661.0	662.0	663.0
165°	681.0	680.4	678.0	677.0	676.0	676.0	676.0	674.5	673.0	673.0	673.0
167.5°	690.0	689.4	687.0	685.5	684.0	685.0	686.0	687.0	688.0	686.5	685.0
170°	698.0	697.4	695.0	693.5	692.0	692.0	692.0	692.5	693.0	692.0	691.0
172.5°	699.0	698.6	697.0	696.0	695.0	694.0	693.0	691.5	690.0	690.0	690.0
175°	700.0	699.6	698.0	697.5	697.0	696.0	695.0	693.0	691.0	690.5	690.0
177.5°	707.0	706.6	705.0	702.5	700.0	699.5	699.0	698.0	697.0	696.0	695.0
180°	700.0	700.0	700.0	700.0	700.0	700.0	700.0	700.0	700.0	700.0	700.0





REPORT NUMBER: P227146

CATALOG NUMBER: ISW-AF-600-LED-E1-SLL-8030-ULG

**CANDELA DISTRIBUTION (continued):**

	50°	55°	60°	65°	70°	75°	80°	85°	90°	95°	100°
0°	951.4	951.4	951.4	951.4	951.4	951.4	951.4	951.4	951.4	951.4	951.4
2.5°	1066.2	1059.9	1063.8	1058.5	1049.8	1043.9	1037.2	1028.4	1018.2	1004.7	991.1
5°	1127.8	1122.9	1110.8	1093.4	1069.1	1048.8	1024.6	996.0	972.2	941.7	913.1
7.5°	1133.1	1125.4	1103.1	1070.6	1033.3	995.5	966.9	920.4	890.3	841.8	809.4
10°	1084.6	1085.1	1062.8	1032.3	993.5	948.9	907.7	856.9	812.8	763.3	709.0
12.5°	1013.4	1020.2	1021.2	994.0	956.2	909.2	863.2	814.7	759.9	707.1	657.2
15°	932.5	951.9	953.3	946.5	926.7	886.9	844.7	801.1	745.4	687.7	631.5
17.5°	860.3	878.7	895.6	911.1	912.1	893.2	867.5	830.2	774.5	706.6	640.7
20°	805.5	825.4	854.4	883.0	914.5	924.2	926.2	902.4	842.8	759.9	670.8
22.5°	782.7	806.0	835.5	889.3	945.1	979.5	998.9	998.9	936.3	839.4	720.2
25°	777.9	796.8	841.8	908.7	983.4	1043.5	1080.3	1105.0	1059.9	941.7	781.3
27.5°	781.3	806.9	862.7	931.0	1009.0	1086.1	1146.7	1189.8	1147.7	1011.5	838.0
30°	794.8	833.1	890.8	961.5	1042.0	1123.4	1196.6	1251.4	1220.3	1075.0	891.8
32.5°	818.6	865.1	930.5	994.5	1074.5	1162.7	1234.9	1307.1	1284.3	1119.1	920.4
35°	854.0	908.7	968.3	1032.8	1109.4	1197.6	1274.6	1369.1	1360.9	1174.3	948.9
37.5°	911.1	967.4	1022.1	1077.4	1150.1	1235.9	1331.8	1452.5	1445.7	1256.2	995.0
40°	1011.9	1044.9	1085.6	1121.0	1189.3	1271.2	1374.0	1521.3	1545.5	1326.5	1035.7
42.5°	1137.0	1156.4	1168.0	1177.7	1212.6	1289.7	1404.5	1567.4	1607.1	1378.8	1067.2
45°	1296.4	1290.6	1267.4	1245.1	1241.2	1300.3	1418.6	1601.3	1655.6	1429.7	1099.2
47.5°	1485.0	1472.4	1408.9	1335.7	1295.0	1319.7	1443.3	1651.2	1715.2	1496.6	1138.9
50°	1702.6	1673.0	1569.3	1445.7	1370.6	1374.5	1505.8	1720.5	1793.7	1583.8	1213.1
52.5°	1904.2	1851.4	1727.8	1564.5	1456.9	1469.9	1618.2	1864.0	1954.6	1728.3	1337.6
55°	2082.1	2014.2	1880.9	1702.1	1604.7	1627.5	1798.1	2053.9	2139.7	1900.3	1463.6
57.5°	2233.3	2161.1	2029.7	1872.2	1751.0	1769.9	1958.5	2230.4	2288.0	2054.9	1584.3
59°	2302.1	2230.8	2109.7	1964.3	1850.9	1890.6	2071.9	2318.1	2342.8	2114.5	1630.4
60°	2335.5	2264.3	2157.7	2015.7	1911.9	1964.3	2132.0	2384.5	2363.2	2123.3	1647.8
62.5°	2333.1	2283.2	2212.9	2116.0	2097.1	2184.3	2327.3	2469.8	2377.2	2098.0	1659.0
65°	2141.7	2137.3	2093.7	2104.8	2183.8	2318.6	2406.3	2483.8	2348.1	1997.7	1605.2
67.5°	1786.4	1804.4	1810.2	1878.5	2063.2	2291.9	2369.0	2384.0	2221.6	1783.0	1438.0
70°	1379.3	1339.6	1405.0	1525.7	1791.8	2086.4	2195.9	2143.6	1962.8	1493.2	1174.3
72.5°	976.6	988.2	1082.2	1238.8	1509.7	1815.0	1986.6	1701.1	1476.7	1117.6	832.6
75°	734.7	789.5	835.1	972.2	1226.2	1554.8	1696.3	1169.5	962.0	770.6	544.7
77.5°	704.2	699.8	664.9	694.0	884.0	1089.0	1210.2	729.9	602.4	504.0	329.1
80°	650.9	613.6	550.1	522.0	556.9	699.3	768.2	469.1	400.8	352.3	185.6
82.5°	505.0	479.8	412.9	411.0	464.3	496.8	528.3	332.5	301.5	285.5	113.9
85°	320.4	329.1	337.3	411.5	515.2	521.0	411.0	202.6	159.0	223.9	72.7
87.5°	95.0	154.6	187.6	318.4	464.3	465.7	309.2	66.4	59.6	69.8	42.2
90°	7.0	7.0	8.0	9.0	9.0	9.0	8.5	7.0	7.0	7.0	8.0
92.5°	6.5	7.0	7.0	7.0	6.5	6.0	6.0	6.0	6.0	6.0	6.0
95°	7.0	7.0	7.5	8.0	7.5	7.0	7.0	7.0	7.0	7.0	7.0
97.5°	10.5	12.0	11.0	10.0	9.5	9.0	8.5	8.0	8.0	8.0	8.5
100°	25.0	29.0	27.5	26.0	24.5	23.0	21.0	19.0	19.0	19.0	21.0
102.5°	45.0	50.0	48.5	47.0	44.5	42.0	40.5	39.0	38.0	39.0	40.5
105°	67.5	72.0	71.0	70.0	67.5	65.0	63.0	61.0	61.0	61.0	63.0
107.5°	91.5	95.0	94.5	94.0	92.0	90.0	88.5	87.0	86.0	87.0	88.5



REPORT NUMBER: P227146

CATALOG NUMBER: ISW-AF-600-LED-E1-SLL-8030-ULG

**CANDELA DISTRIBUTION (continued):**

	50°	55°	60°	65°	70°	75°	80°	85°	90°	95°	100°
110°	117.0	120.0	120.5	121.0	120.0	119.0	117.5	116.0	117.0	116.0	117.5
112.5°	145.5	148.0	149.0	150.0	149.5	149.0	148.0	147.0	147.0	147.0	148.0
115°	176.5	179.0	180.5	182.0	180.5	179.0	178.0	177.0	178.0	177.0	178.0
117.5°	208.0	211.0	213.0	215.0	212.5	210.0	209.0	208.0	209.0	208.0	209.0
120°	244.5	246.0	248.0	250.0	247.5	245.0	244.0	243.0	243.0	243.0	244.0
122.5°	278.0	279.0	281.0	283.0	280.5	278.0	277.0	276.0	277.0	276.0	277.0
125°	311.5	313.0	314.0	315.0	312.5	310.0	310.0	310.0	310.0	310.0	310.0
127.5°	342.5	345.0	345.5	346.0	346.0	346.0	345.5	345.0	347.0	345.0	345.5
130°	374.5	377.0	379.0	381.0	381.0	381.0	380.0	379.0	380.0	379.0	380.0
132.5°	408.0	411.0	413.5	416.0	415.0	414.0	414.0	414.0	415.0	414.0	414.0
135°	440.0	443.0	445.5	448.0	447.5	447.0	448.5	450.0	451.0	450.0	448.5
137.5°	470.5	473.0	474.0	475.0	475.5	476.0	478.5	481.0	482.0	481.0	478.5
140°	498.5	500.0	501.0	502.0	503.0	504.0	506.5	509.0	511.0	509.0	506.5
142.5°	526.0	527.0	530.0	533.0	533.0	533.0	533.5	534.0	536.0	534.0	533.5
145°	553.5	556.0	559.0	562.0	561.5	561.0	559.5	558.0	560.0	558.0	559.5
147.5°	577.5	580.0	582.5	585.0	585.5	586.0	584.5	583.0	585.0	583.0	584.5
150°	595.0	597.0	598.5	600.0	601.5	603.0	604.5	606.0	610.0	606.0	604.5
152.5°	610.5	611.0	612.5	614.0	616.0	618.0	620.5	623.0	628.0	623.0	620.5
155°	627.0	626.0	628.5	631.0	633.5	636.0	637.0	638.0	641.0	638.0	637.0
157.5°	644.5	644.0	646.0	648.0	649.0	650.0	650.0	650.0	655.0	650.0	650.0
160°	656.5	658.0	661.0	664.0	662.5	661.0	660.5	660.0	666.0	660.0	660.5
162.5°	665.0	667.0	669.0	671.0	670.5	670.0	669.0	668.0	674.0	668.0	669.0
165°	672.5	672.0	674.5	677.0	678.5	680.0	679.0	678.0	682.0	678.0	679.0
167.5°	681.5	678.0	681.0	684.0	686.0	688.0	688.0	688.0	694.0	688.0	688.0
170°	688.5	686.0	687.5	689.0	691.5	694.0	695.0	696.0	701.0	696.0	695.0
172.5°	689.5	689.0	690.5	692.0	693.0	694.0	695.0	696.0	701.0	696.0	695.0
175°	690.0	690.0	692.5	695.0	695.5	696.0	695.0	694.0	699.0	694.0	695.0
177.5°	694.5	694.0	696.5	699.0	700.0	701.0	699.5	698.0	702.0	698.0	699.5
180°	700.0	700.0	700.0	700.0	700.0	700.0	700.0	700.0	700.0	700.0	700.0



REPORT NUMBER: P227146

CATALOG NUMBER: ISW-AF-600-LED-E1-SLL-8030-ULG

**CANDELA DISTRIBUTION (continued):**

	105°	110°	115°	120°	125°	130°	135°	140°	145°	150°	155°
0°	951.4	951.4	951.4	951.4	951.4	951.4	951.4	951.4	951.4	951.4	951.4
2.5°	977.1	975.1	961.5	938.8	940.7	930.0	916.5	894.7	890.3	878.2	876.2
5°	888.8	866.1	836.5	800.6	787.1	768.7	749.8	736.2	719.2	703.7	724.6
7.5°	771.1	737.6	703.2	665.4	643.6	613.6	597.6	566.6	543.8	539.4	521.5
10°	672.7	630.5	591.3	557.3	516.6	488.5	468.2	451.2	435.7	416.8	405.2
12.5°	607.3	559.8	518.1	475.9	456.5	433.3	420.7	404.7	382.4	366.4	350.9
15°	577.7	526.3	480.8	443.9	415.8	394.0	371.7	352.3	328.1	310.2	292.2
17.5°	573.8	506.9	449.3	408.1	377.5	353.8	324.2	298.5	269.0	249.1	234.1
20°	578.2	492.4	420.2	366.4	335.4	293.7	266.1	234.6	205.5	179.3	155.6
22.5°	595.6	484.7	391.6	332.5	286.4	238.9	209.4	169.1	144.4	119.2	110.0
25°	619.4	479.8	366.9	295.2	237.0	190.0	149.8	116.3	105.2	98.9	95.5
27.5°	644.6	471.1	339.3	260.7	197.3	140.1	112.0	97.9	93.5	90.1	87.7
30°	663.5	454.1	305.3	223.9	157.0	119.7	99.8	90.6	87.7	83.8	81.4
32.5°	671.7	427.9	274.8	189.0	132.3	102.7	87.2	81.9	79.0	75.6	74.2
35°	670.3	398.4	259.3	175.4	121.2	91.1	76.6	73.2	69.3	65.9	62.5
37.5°	671.7	371.2	247.2	172.1	116.3	82.4	69.8	67.4	64.5	61.1	58.2
40°	677.5	356.2	241.4	164.8	112.4	79.0	64.5	62.0	61.6	57.7	55.3
42.5°	680.0	357.7	238.4	154.6	102.7	78.0	64.5	59.1	59.1	56.2	53.3
45°	677.1	368.3	240.4	148.8	95.5	73.2	67.9	59.1	57.7	55.3	52.3
47.5°	685.8	376.1	240.4	147.8	90.6	68.3	64.5	64.9	58.6	55.7	51.4
50°	721.6	383.4	235.5	146.4	89.2	63.5	61.1	64.0	65.9	56.7	51.9
52.5°	785.1	392.6	230.2	143.9	87.2	59.6	56.7	60.1	67.4	59.6	51.9
55°	850.1	409.0	226.8	140.1	84.3	57.2	51.4	57.7	61.6	59.1	51.4
57.5°	919.4	427.0	223.4	130.9	77.5	54.8	49.4	50.4	55.3	57.2	49.9
59°	940.2	435.7	220.5	124.1	71.7	52.8	48.0	46.5	49.4	54.8	48.9
60°	955.2	436.2	217.1	118.3	68.3	51.9	47.0	45.1	46.0	56.2	49.4
62.5°	956.7	435.7	206.5	106.1	61.6	49.9	45.6	43.1	42.2	47.0	50.4
65°	896.6	415.3	187.1	99.8	62.0	48.0	43.1	41.2	39.3	40.2	43.6
67.5°	784.2	363.0	166.7	101.3	65.4	46.5	41.2	39.3	37.8	36.8	38.3
70°	593.2	301.5	160.9	104.7	68.3	45.6	38.3	36.3	35.4	34.9	34.9
72.5°	411.0	248.1	154.6	107.1	70.8	45.1	35.4	33.4	33.0	32.5	32.5
75°	264.6	180.3	127.9	91.1	64.5	41.2	32.0	30.0	29.6	29.1	29.6
77.5°	156.5	126.0	94.0	64.0	47.0	33.0	27.6	26.2	26.2	26.2	26.7
80°	86.8	74.6	62.5	41.2	33.4	24.7	22.8	21.3	21.3	21.8	22.8
82.5°	51.9	41.2	35.4	26.2	22.8	17.4	17.0	16.0	16.5	17.0	17.9
85°	33.9	26.2	21.3	17.4	15.5	11.1	9.7	10.2	10.7	11.6	12.1
87.5°	18.9	14.5	11.6	10.2	9.2	4.8	3.9	3.9	4.8	5.8	6.8
90°	9.0	9.0	9.0	8.0	7.0	7.0	7.0	7.5	8.0	8.0	8.0
92.5°	6.0	6.5	7.0	7.0	7.0	6.5	6.0	6.0	6.0	6.0	6.0
95°	7.0	7.5	8.0	7.5	7.0	7.0	7.0	7.0	7.0	7.0	7.0
97.5°	9.0	9.5	10.0	11.0	12.0	10.5	9.0	9.0	9.0	8.5	8.0
100°	23.0	24.5	26.0	27.5	29.0	25.0	21.0	16.5	12.0	11.0	10.0
102.5°	42.0	44.5	47.0	48.5	50.0	45.0	40.0	33.5	27.0	22.5	18.0
105°	65.0	67.5	70.0	71.0	72.0	67.5	63.0	55.5	48.0	42.0	36.0
107.5°	90.0	92.0	94.0	94.5	95.0	91.5	88.0	80.5	73.0	65.5	58.0



REPORT NUMBER: P227146  
 CATALOG NUMBER: ISW-AF-600-LED-E1-SLL-8030-ULG

REPORT N  
 CATALOG

**CANDELA DISTRIBUTION (continued):**

**CANDELA**

	105°	110°	115°	120°	125°	130°	135°	140°	145°	150°	155°	
110°	119.0	120.0	121.0	120.5	120.0	117.0	114.0	108.0	102.0	94.5	87.0	0°
112.5°	149.0	149.5	150.0	149.0	148.0	145.5	143.0	138.5	134.0	127.5	121.0	2.5°
115°	179.0	180.5	182.0	180.5	179.0	176.5	174.0	171.0	168.0	163.5	159.0	5°
117.5°	210.0	212.5	215.0	213.0	211.0	208.0	205.0	203.5	202.0	199.5	197.0	7.5°
120°	245.0	247.5	250.0	248.0	246.0	244.5	243.0	240.0	237.0	235.0	233.0	10°
122.5°	278.0	280.5	283.0	281.0	279.0	278.0	277.0	274.0	271.0	269.0	267.0	12.5°
125°	310.0	312.5	315.0	314.0	313.0	311.5	310.0	307.5	305.0	302.0	299.0	15°
127.5°	346.0	346.0	346.0	345.5	345.0	342.5	340.0	339.5	339.0	336.0	333.0	17.5°
130°	381.0	381.0	381.0	379.0	377.0	374.5	372.0	371.0	370.0	368.0	366.0	20°
132.5°	414.0	415.0	416.0	413.5	411.0	408.0	405.0	404.5	404.0	402.5	401.0	22.5°
135°	447.0	447.5	448.0	445.5	443.0	440.0	437.0	436.0	435.0	433.5	432.0	25°
137.5°	476.0	475.5	475.0	474.0	473.0	470.5	468.0	466.0	464.0	462.0	460.0	27.5°
140°	504.0	503.0	502.0	501.0	500.0	498.5	497.0	494.0	491.0	490.0	489.0	30°
142.5°	533.0	533.0	533.0	530.0	527.0	526.0	525.0	523.0	521.0	519.5	518.0	32.5°
145°	561.0	561.5	562.0	559.0	556.0	553.5	551.0	550.5	550.0	548.5	547.0	35°
147.5°	586.0	585.5	585.0	582.5	580.0	577.5	575.0	574.5	574.0	574.0	574.0	37.5°
150°	603.0	601.5	600.0	598.5	597.0	595.0	593.0	593.0	593.0	593.0	593.0	40°
152.5°	618.0	616.0	614.0	612.5	611.0	610.5	610.0	610.0	610.0	609.5	609.0	42.5°
155°	636.0	633.5	631.0	628.5	626.0	627.0	628.0	629.0	630.0	628.5	627.0	45°
157.5°	650.0	649.0	648.0	646.0	644.0	644.5	645.0	645.5	646.0	645.0	644.0	47.5°
160°	661.0	662.5	664.0	661.0	658.0	656.5	655.0	655.0	655.0	655.5	656.0	50°
162.5°	670.0	670.5	671.0	669.0	667.0	665.0	663.0	662.0	661.0	663.0	665.0	52.5°
165°	680.0	678.5	677.0	674.5	672.0	672.5	673.0	673.0	673.0	674.5	676.0	55°
167.5°	688.0	686.0	684.0	681.0	678.0	681.5	685.0	686.5	688.0	687.0	686.0	57.5°
170°	694.0	691.5	689.0	687.5	686.0	688.5	691.0	692.0	693.0	692.5	692.0	59°
172.5°	694.0	693.0	692.0	690.5	689.0	689.5	690.0	690.0	690.0	691.5	693.0	60°
175°	696.0	695.5	695.0	692.5	690.0	690.0	690.0	690.5	691.0	693.0	695.0	62.5°
177.5°	701.0	700.0	699.0	696.5	694.0	694.5	695.0	696.0	697.0	698.0	699.0	65°
180°	700.0	700.0	700.0	700.0	700.0	700.0	700.0	700.0	700.0	700.0	700.0	67.5°
												70°
												72.5°
												75°
												77.5°
												80°
												82.5°
												85°
												87.5°
												90°
												92.5°
												95°
												97.5°
												100°
												102.5°
												105°
												107.5°

NUMBER: P227146  
 NUMBER: ISW-AF-600-LED-E1-SLL-8030-ULG

REPORT NUMBER: P  
 CATALOG NUMBER:

**DISTRIBUTION (continued):**

**CANDELA DISTRIBUTION**

160°	165°	170°	175°	180°	185°	190°	195°	200°	205°	210°	110°	160°
951.4	951.4	951.4	951.4	951.4	951.4	951.4	951.4	951.4	951.4	951.4	110°	80.5
883.0	869.0	854.0	842.8	847.7	831.7	833.1	828.8	826.8	825.8	815.7	112.5°	113.5
699.3	704.7	682.4	684.8	691.6	675.1	664.0	682.4	680.0	663.5	672.7	115°	153.0
504.0	505.5	495.3	472.5	472.5	484.7	489.0	497.7	503.6	523.9	511.3	117.5°	193.0
385.3	371.7	361.5	351.4	345.6	333.4	336.3	347.0	353.8	365.4	374.6	120°	229.5
334.9	319.9	301.9	286.4	278.2	267.0	259.8	257.3	259.8	252.5	253.0	122.5°	264.0
278.2	264.6	244.7	236.5	221.0	212.3	207.4	201.1	196.3	186.1	181.7	125°	297.5
215.7	197.7	177.4	177.4	166.2	159.0	157.0	155.6	152.7	147.3	142.0	127.5°	331.0
143.5	131.8	120.2	114.4	115.3	114.4	111.5	116.3	116.3	118.3	117.3	130°	364.0
104.7	102.7	98.4	95.0	93.1	92.6	93.1	94.5	97.4	99.8	102.3	132.5°	397.0
94.0	93.1	89.2	85.8	85.3	84.3	84.3	85.8	86.3	86.8	86.3	135°	429.0
87.2	85.3	81.9	79.5	78.5	78.0	78.5	77.1	76.1	76.6	76.1	137.5°	459.5
79.0	77.5	74.2	72.2	71.7	71.7	70.3	69.8	68.8	69.3	68.8	140°	488.0
72.7	70.8	67.4	64.9	64.9	64.5	64.9	64.5	64.0	63.5	63.5	142.5°	517.5
61.1	60.6	57.2	56.2	56.7	58.2	58.2	58.2	58.6	58.2	58.2	145°	545.5
56.7	56.2	52.8	50.4	49.9	49.9	49.9	50.9	52.3	52.8	53.8	147.5°	572.5
53.8	53.3	49.9	48.0	47.0	46.5	46.0	46.0	46.5	48.5	49.9	150°	593.0
51.9	50.9	47.5	45.1	44.6	44.1	43.6	43.6	43.6	44.1	45.6	152.5°	608.5
50.9	49.4	45.6	43.1	42.2	41.7	41.7	42.2	41.7	41.7	41.7	155°	626.0
49.4	48.5	44.6	41.7	40.7	40.7	40.2	40.2	40.2	39.3	39.3	157.5°	643.5
48.9	47.5	43.6	40.7	39.7	39.3	38.8	39.3	38.3	37.8	37.3	160°	657.5
48.0	46.0	41.7	39.3	38.8	37.8	37.3	37.3	37.3	36.3	36.3	162.5°	667.0
47.5	45.1	40.7	38.3	37.3	36.3	35.9	35.9	36.8	35.9	35.9	165°	676.0
47.0	43.6	39.3	36.3	35.9	34.9	34.4	34.9	36.3	35.4	34.9	167.5°	685.0
45.1	42.6	38.3	35.9	34.9	33.9	33.4	33.9	34.9	34.9	34.9	170°	692.0
44.1	41.7	37.3	34.9	34.4	33.4	33.0	33.0	34.4	34.4	33.9	172.5°	694.0
42.6	40.7	36.3	33.4	32.5	32.5	32.0	32.0	32.5	32.5	33.0	175°	696.0
40.7	39.7	35.4	32.0	31.5	31.0	31.0	31.0	31.0	32.0	32.0	177.5°	699.5
38.8	38.3	33.9	31.0	30.0	30.0	30.0	30.0	30.0	30.5	31.0	180°	700.0
35.9	35.9	32.0	29.1	28.6	28.1	28.1	28.1	28.1	28.6	29.1		
33.0	33.4	29.6	26.7	26.2	26.2	26.2	26.2	26.7	26.7	27.1		
30.0	30.5	26.7	23.7	23.7	23.7	23.7	23.7	23.7	23.7	24.7		
27.1	27.1	22.8	19.9	20.4	20.8	21.3	20.8	20.8	21.3	22.8		
23.3	22.8	18.9	16.5	16.5	17.4	17.9	17.4	17.9	17.9	19.9		
18.4	18.4	14.5	12.1	12.1	14.1	14.1	14.1	14.5	15.0	16.5		
14.1	13.6	10.2	8.2	8.2	9.7	10.2	10.7	11.1	11.6	12.6		
8.2	8.2	5.3	3.4	3.9	4.4	5.8	5.8	5.8	6.8	8.2		
7.5	7.5	6.0	5.0	5.0	5.0	6.0	7.0	7.5	8.0	8.0		
5.5	5.0	4.5	4.0	4.0	4.0	4.5	5.0	5.5	6.0	6.0		
6.5	6.0	5.5	5.0	5.0	5.0	5.5	6.0	6.5	7.0	7.0		
8.0	8.0	7.5	7.0	7.0	7.0	7.5	8.0	8.0	8.0	8.5		
9.5	9.0	8.5	8.0	8.0	8.0	8.5	9.0	9.5	10.0	11.0		
15.5	13.0	12.0	11.0	11.0	11.0	12.0	13.0	15.5	18.0	22.5		
31.5	27.0	24.5	22.0	21.0	22.0	24.5	27.0	31.5	36.0	42.0		
53.5	49.0	45.5	42.0	41.0	42.0	45.5	49.0	53.5	58.0	65.5		

'227146  
 ISW-AF-600-LED-E1-SLL-8030-ULG

REPORT NUMBER: P227146  
 CATALOG NUMBER: ISW-AF-60

**TION (continued):**

**CANDELA DISTRIBUTION (con**

165°	170°	175°	180°	185°	190°	195°	200°	205°	210°		215°	220°
74.0	71.0	68.0	66.0	68.0	71.0	74.0	80.5	87.0	94.5	0°	951.4	951.4
106.0	102.5	99.0	99.0	99.0	102.5	106.0	113.5	121.0	127.5	2.5°	824.4	823.9
147.0	143.0	139.0	140.0	139.0	143.0	147.0	153.0	159.0	163.5	5°	676.6	672.2
189.0	186.5	184.0	184.0	184.0	186.5	189.0	193.0	197.0	199.5	7.5°	524.4	540.4
226.0	224.5	223.0	225.0	223.0	224.5	226.0	229.5	233.0	235.0	10°	378.0	389.2
261.0	260.5	260.0	263.0	260.0	260.5	261.0	264.0	267.0	269.0	12.5°	263.2	269.0
296.0	295.0	294.0	298.0	294.0	295.0	296.0	297.5	299.0	302.0	15°	181.3	192.9
329.0	329.0	329.0	330.0	329.0	329.0	329.0	331.0	333.0	336.0	17.5°	141.0	142.5
362.0	361.5	361.0	363.0	361.0	361.5	362.0	364.0	366.0	368.0	20°	116.3	117.3
393.0	393.5	394.0	396.0	394.0	393.5	393.0	397.0	401.0	402.5	22.5°	103.2	105.2
426.0	426.0	426.0	429.0	426.0	426.0	426.0	429.0	432.0	433.5	25°	86.8	88.7
459.0	458.0	457.0	460.0	457.0	458.0	459.0	459.5	460.0	462.0	27.5°	76.6	78.5
487.0	486.0	485.0	488.0	485.0	486.0	487.0	488.0	489.0	490.0	30°	70.3	71.2
517.0	516.0	515.0	518.0	515.0	516.0	517.0	517.5	518.0	519.5	32.5°	64.0	64.0
544.0	545.0	546.0	550.0	546.0	545.0	544.0	545.5	547.0	548.5	35°	58.6	59.1
571.0	571.5	572.0	575.0	572.0	571.5	571.0	572.5	574.0	574.0	37.5°	54.8	55.7
593.0	592.5	592.0	595.0	592.0	592.5	593.0	593.0	593.0	593.0	40°	51.4	51.9
608.0	608.0	608.0	611.0	608.0	608.0	608.0	608.5	609.0	609.5	42.5°	46.5	47.5
625.0	625.0	625.0	629.0	625.0	625.0	625.0	626.0	627.0	628.5	45°	42.2	42.6
643.0	643.0	643.0	646.0	643.0	643.0	643.0	643.5	644.0	645.0	47.5°	39.3	39.3
659.0	659.5	660.0	663.0	660.0	659.5	659.0	657.5	656.0	655.5	50°	37.3	37.8
669.0	669.0	669.0	673.0	669.0	669.0	669.0	667.0	665.0	663.0	52.5°	36.3	36.8
676.0	677.0	678.0	681.0	678.0	677.0	676.0	676.0	676.0	674.5	55°	35.9	36.8
684.0	685.5	687.0	690.0	687.0	685.5	684.0	685.0	686.0	687.0	57.5°	35.9	36.3
692.0	693.5	695.0	698.0	695.0	693.5	692.0	692.0	692.0	692.5	59°	35.4	35.9
695.0	696.0	697.0	699.0	697.0	696.0	695.0	694.0	693.0	691.5	60°	35.4	36.3
697.0	697.5	698.0	700.0	698.0	697.5	697.0	696.0	695.0	693.0	62.5°	33.9	34.9
700.0	702.5	705.0	707.0	705.0	702.5	700.0	699.5	699.0	698.0	65°	33.0	33.9
700.0	700.0	700.0	700.0	700.0	700.0	700.0	700.0	700.0	700.0	67.5°	31.5	33.0
										70°	30.0	31.5
										72.5°	28.1	30.0
										75°	26.2	27.6
										77.5°	23.7	25.2
										80°	20.8	21.3
										82.5°	17.4	17.4
										85°	13.1	11.6
										87.5°	7.3	7.8
										90°	8.0	7.5
										92.5°	6.0	6.0
										95°	7.0	7.0
										97.5°	9.0	9.0
										100°	12.0	16.5
										102.5°	27.0	33.5
										105°	48.0	55.5
										107.5°	73.0	80.5



REPORT NUMBER: P227146

CATALOG NUMBER: ISW-AF-600-LED-E1-

00-LED-E1-SLL-8030-ULG

**tinued):**

**CANDELA DISTRIBUTION (continued):**

225°	230°	235°	240°	245°	250°	255°	260°	265°		215°	220°	225°
951.4	951.4	951.4	951.4	951.4	951.4	951.4	951.4	951.4	110°	102.0	108.0	114.0
813.7	813.7	828.3	829.7	812.8	817.1	825.4	815.7	826.3	112.5°	134.0	138.5	143.0
682.9	677.1	677.5	673.7	680.4	672.7	680.9	678.0	675.6	115°	168.0	171.0	174.0
530.2	540.4	533.1	519.1	530.2	521.5	505.0	506.5	488.0	117.5°	202.0	203.5	205.0
398.4	391.1	387.2	380.5	362.5	365.9	347.5	350.4	356.7	120°	237.0	240.0	243.0
274.8	269.5	275.8	271.4	264.1	265.6	269.5	273.3	283.5	122.5°	271.0	274.0	277.0
192.9	190.5	189.0	191.9	200.2	204.5	210.8	222.5	228.3	125°	305.0	307.5	310.0
144.9	145.4	143.9	148.3	155.1	158.5	159.9	160.9	167.7	127.5°	339.0	339.5	340.0
119.7	121.6	121.2	122.6	120.7	118.7	120.2	117.3	114.9	130°	370.0	371.0	372.0
104.7	105.2	102.7	102.3	99.4	96.9	95.0	95.0	94.0	132.5°	404.0	404.5	405.0
88.7	89.2	86.8	86.8	86.3	87.7	86.8	84.8	84.3	135°	435.0	436.0	437.0
79.5	78.5	77.1	77.1	76.1	76.1	76.6	77.1	76.6	137.5°	464.0	466.0	468.0
71.2	70.3	69.8	70.3	69.8	70.3	70.8	70.3	70.8	140°	491.0	494.0	497.0
65.4	64.5	64.5	64.9	64.5	64.9	64.9	64.9	64.5	142.5°	521.0	523.0	525.0
60.6	59.6	59.6	59.6	59.1	58.2	57.2	55.7	54.3	145°	550.0	550.5	551.0
56.7	56.2	55.3	54.8	53.3	50.4	49.4	49.4	49.4	147.5°	574.0	574.5	575.0
53.3	52.3	51.9	49.9	48.0	47.0	47.0	47.0	47.0	150°	593.0	593.0	593.0
48.9	47.5	46.5	46.0	45.6	45.6	45.1	45.1	45.1	152.5°	610.0	610.0	610.0
43.6	43.1	43.1	43.6	43.6	43.6	43.6	43.1	43.6	155°	630.0	629.0	628.0
40.2	40.2	40.7	41.2	41.7	42.2	42.6	42.2	42.6	157.5°	646.0	645.5	645.0
38.8	38.8	38.8	39.7	40.2	40.7	41.7	41.7	41.7	160°	655.0	655.0	655.0
37.8	37.8	38.3	38.8	39.3	39.7	40.2	40.7	41.2	162.5°	661.0	662.0	663.0
37.3	37.8	37.3	37.8	38.3	39.3	39.7	39.7	40.2	165°	673.0	673.0	673.0
37.3	37.3	37.3	37.3	38.3	38.8	38.3	38.8	39.3	167.5°	688.0	686.5	685.0
37.3	37.3	36.8	37.3	37.8	38.3	37.8	37.8	38.8	170°	693.0	692.0	691.0
36.8	37.3	36.8	36.8	37.3	37.8	37.3	37.8	38.3	172.5°	690.0	690.0	690.0
35.9	36.3	35.9	36.3	36.3	36.8	36.8	36.8	37.3	175°	691.0	690.5	690.0
34.9	34.9	34.9	35.4	35.4	35.9	35.9	36.3	35.9	177.5°	697.0	696.0	695.0
33.9	33.9	33.9	34.4	34.4	34.9	35.4	34.9	34.9	180°	700.0	700.0	700.0
33.0	32.5	32.0	32.5	33.0	33.0	33.4	33.0	33.4				
31.5	31.0	30.5	30.5	31.0	31.0	31.5	31.0	31.0				
29.1	29.1	28.1	28.1	28.1	28.1	28.6	28.1	27.6				
26.2	26.2	25.2	25.2	25.2	25.2	24.7	24.7	24.7				
21.8	22.3	22.3	21.8	21.8	21.3	21.3	20.8	20.4				
16.5	17.4	17.9	17.9	17.9	17.9	17.9	17.0	16.0				
11.6	13.1	14.5	14.5	14.1	14.1	14.1	12.6	11.1				
7.3	8.7	9.2	10.2	8.7	8.2	8.2	7.3	6.8				
7.0	7.0	8.0	8.5	10.5	10.5	10.9	9.0	7.5				
6.0	6.5	7.0	7.0	7.0	6.5	6.0	6.0	6.0				
7.0	7.0	7.0	7.5	8.0	7.5	7.0	7.0	7.0				
9.0	10.5	12.0	11.0	10.0	9.5	9.0	8.5	8.0				
21.0	25.0	29.0	27.5	26.0	24.5	23.0	21.0	19.0				
40.0	45.0	50.0	48.5	47.0	44.5	42.0	40.5	39.0				
63.0	67.5	72.0	71.0	70.0	67.5	65.0	63.0	61.0				
88.0	91.5	95.0	94.5	94.0	92.0	90.0	88.5	87.0				



REPORT NUMBER: P227146

CATALOG NUMBER: ISW-AF-600-LED-E1-SLL-8030-

SLL-8030-ULG

**CANDELA DISTRIBUTION (continued):**

230°	235°	240°	245°	250°	255°	260°	265°		270°	275°	280°	285°
117.0	120.0	120.5	121.0	120.0	119.0	117.5	116.0	0°	951.4	951.4	951.4	951.4
145.5	148.0	149.0	150.0	149.5	149.0	148.0	147.0	2.5°	817.1	835.1	837.5	839.9
176.5	179.0	180.5	182.0	180.5	179.0	178.0	177.0	5°	671.7	689.7	679.5	683.8
208.0	211.0	213.0	215.0	212.5	210.0	209.0	208.0	7.5°	490.5	478.8	493.9	503.1
244.5	246.0	248.0	250.0	247.5	245.0	244.0	243.0	10°	358.2	371.7	377.5	388.2
278.0	279.0	281.0	283.0	280.5	278.0	277.0	276.0	12.5°	297.1	305.8	316.5	333.4
311.5	313.0	314.0	315.0	312.5	310.0	310.0	310.0	15°	240.9	247.2	260.7	277.2
342.5	345.0	345.5	346.0	346.0	346.0	345.5	345.0	17.5°	175.4	184.7	193.4	206.9
374.5	377.0	379.0	381.0	381.0	381.0	380.0	379.0	20°	117.8	121.6	132.3	138.6
408.0	411.0	413.5	416.0	415.0	414.0	414.0	414.0	22.5°	94.5	96.0	97.9	103.2
440.0	443.0	445.5	448.0	447.5	447.0	448.5	450.0	25°	84.8	85.8	87.2	89.2
470.5	473.0	474.0	475.0	475.5	476.0	478.5	481.0	27.5°	77.1	77.5	79.0	80.0
498.5	500.0	501.0	502.0	503.0	504.0	506.5	509.0	30°	70.3	69.8	70.3	71.7
526.0	527.0	530.0	533.0	533.0	533.0	533.5	534.0	32.5°	63.0	63.0	64.0	64.0
553.5	556.0	559.0	562.0	561.5	561.0	559.5	558.0	35°	54.3	53.8	54.8	56.2
577.5	580.0	582.5	585.0	585.5	586.0	584.5	583.0	37.5°	49.9	50.4	51.4	52.3
595.0	597.0	598.5	600.0	601.5	603.0	604.5	606.0	40°	47.5	48.0	48.9	49.9
610.5	611.0	612.5	614.0	616.0	618.0	620.5	623.0	42.5°	45.1	46.0	47.0	48.5
627.0	626.0	628.5	631.0	633.5	636.0	637.0	638.0	45°	43.6	44.6	46.0	47.5
644.5	644.0	646.0	648.0	649.0	650.0	650.0	650.0	47.5°	43.1	44.1	45.6	47.5
656.5	658.0	661.0	664.0	662.5	661.0	660.5	660.0	50°	42.2	43.6	45.1	47.0
665.0	667.0	669.0	671.0	670.5	670.0	669.0	668.0	52.5°	42.2	43.1	44.6	47.0
672.5	672.0	674.5	677.0	678.5	680.0	679.0	678.0	55°	40.7	42.2	43.6	46.0
681.5	678.0	681.0	684.0	686.0	688.0	688.0	688.0	57.5°	39.7	40.7	42.6	45.6
688.5	686.0	687.5	689.0	691.5	694.0	695.0	696.0	59°	39.3	40.2	42.2	45.1
689.5	689.0	690.5	692.0	693.0	694.0	695.0	696.0	60°	38.3	39.7	41.7	44.6
690.0	690.0	692.5	695.0	695.5	696.0	695.0	694.0	62.5°	37.3	38.8	40.7	43.6
694.5	694.0	696.5	699.0	700.0	701.0	699.5	698.0	65°	35.9	37.8	39.7	41.7
700.0	700.0	700.0	700.0	700.0	700.0	700.0	700.0	67.5°	34.9	35.9	37.8	39.7
								70°	33.0	33.9	35.4	36.8
								72.5°	30.5	31.0	32.0	33.4
								75°	27.1	27.6	28.1	29.6
								77.5°	23.7	23.7	24.2	26.2
								80°	19.9	19.9	20.4	21.3
								82.5°	15.0	15.0	16.0	17.4
								85°	10.7	10.2	11.6	12.6
								87.5°	6.3	5.8	6.3	6.3
								90°	7.5	8.5	9.0	10.0
								92.5°	6.0	6.0	6.0	6.0
								95°	7.0	7.0	7.0	7.0
								97.5°	8.0	8.0	8.5	9.0
								100°	19.0	19.0	21.0	23.0
								102.5°	38.0	39.0	40.5	42.0
								105°	61.0	61.0	63.0	65.0
								107.5°	86.0	87.0	88.5	90.0



REPORT NUMBER: P227146

CATALOG NUMBER: ISW-AF-600-LED-E1-SLL-8030-ULG

ULG

**CANDELA DISTRIBUTION (continued):**

290°	295°	300°	305°	310°	315°	320°		270°	275°	280°	285°	290°
951.4	951.4	951.4	951.4	951.4	951.4	951.4	110°	117.0	116.0	117.5	119.0	120.0
849.6	844.7	848.6	863.6	869.0	875.8	898.5	112.5°	147.0	147.0	148.0	149.0	149.5
694.5	700.8	694.5	725.0	726.5	746.8	755.1	115°	178.0	177.0	178.0	179.0	180.5
510.3	518.6	532.1	552.5	558.3	587.4	612.1	117.5°	209.0	208.0	209.0	210.0	212.5
398.4	409.0	427.9	440.5	453.1	470.1	490.0	120°	243.0	243.0	244.0	245.0	247.5
353.8	364.9	381.4	397.4	415.3	428.4	444.9	122.5°	277.0	276.0	277.0	278.0	280.5
295.6	313.1	329.1	349.9	364.9	388.7	408.1	125°	310.0	310.0	310.0	310.0	312.5
225.8	250.1	266.1	291.3	314.1	334.9	361.1	127.5°	347.0	345.0	345.5	346.0	346.0
157.0	175.9	196.3	223.4	253.0	281.6	316.5	130°	380.0	379.0	380.0	381.0	381.0
108.1	118.3	133.8	161.9	192.4	233.6	271.4	132.5°	415.0	414.0	414.0	414.0	415.0
92.1	96.0	101.8	115.3	141.0	186.1	227.8	135°	451.0	450.0	448.5	447.0	447.5
81.9	84.8	88.7	95.5	109.0	140.1	186.1	137.5°	482.0	481.0	478.5	476.0	475.5
75.1	78.5	82.4	87.2	94.5	115.8	150.2	140°	511.0	509.0	506.5	504.0	503.0
65.9	68.3	71.7	77.1	82.4	99.4	132.8	142.5°	536.0	534.0	533.5	533.0	533.0
58.2	61.1	65.4	69.3	74.6	88.2	120.7	145°	560.0	558.0	559.5	561.0	561.5
54.3	57.2	61.1	64.5	68.3	79.5	112.0	147.5°	585.0	583.0	584.5	586.0	585.5
51.9	54.8	58.6	61.6	64.0	76.6	108.6	150°	610.0	606.0	604.5	603.0	601.5
50.4	53.8	57.2	59.1	64.0	78.0	100.3	152.5°	628.0	623.0	620.5	618.0	616.0
49.9	53.3	57.2	60.6	70.3	73.7	95.0	155°	641.0	638.0	637.0	636.0	633.5
50.4	53.3	58.2	67.9	68.3	69.8	89.2	157.5°	655.0	650.0	650.0	650.0	649.0
50.4	54.8	64.9	70.8	64.9	65.9	83.8	160°	666.0	660.0	660.5	661.0	662.5
50.9	56.7	67.4	65.9	63.0	61.6	78.0	162.5°	674.0	668.0	669.0	670.0	670.5
50.9	55.7	64.5	62.0	58.2	58.6	71.2	165°	682.0	678.0	679.0	680.0	678.5
49.4	55.7	62.0	56.2	53.3	55.7	65.4	167.5°	694.0	688.0	688.0	688.0	686.0
48.5	57.2	55.3	51.9	51.9	54.3	62.5	170°	701.0	696.0	695.0	694.0	691.5
48.0	58.6	52.3	50.4	50.4	53.8	61.1	172.5°	701.0	696.0	695.0	694.0	693.0
46.5	54.8	48.0	47.0	48.5	50.9	59.1	175°	699.0	694.0	695.0	696.0	695.5
43.6	45.6	44.1	44.1	46.0	48.9	58.2	177.5°	702.0	698.0	699.5	701.0	700.0
40.2	41.2	41.2	41.7	43.6	46.0	59.1	180°	700.0	700.0	700.0	700.0	700.0
37.3	37.3	38.3	38.8	40.2	43.6	56.7						
33.9	34.4	34.4	35.4	36.3	39.7	54.8						
30.0	30.0	31.0	31.0	32.5	35.9	48.9						
26.2	26.2	26.2	26.7	27.6	31.0	40.2						
21.8	21.8	21.8	22.3	22.8	25.7	30.5						
17.4	17.0	16.5	16.5	17.4	19.9	23.7						
12.1	12.1	11.6	11.6	11.6	13.1	16.0						
6.8	5.8	6.3	6.8	6.3	7.3	8.7						
9.5	10.0	9.5	8.9	8.9	8.9	10.4						
6.5	7.0	7.0	7.0	6.5	6.0	6.0						
7.5	8.0	7.5	7.0	7.0	7.0	7.0						
9.5	10.0	11.0	12.0	10.5	9.0	9.0						
24.5	26.0	27.5	29.0	25.0	21.0	16.5						
44.5	47.0	48.5	50.0	45.0	40.0	33.5						
67.5	70.0	71.0	72.0	67.5	63.0	55.5						
92.0	94.0	94.5	95.0	91.5	88.0	80.5						



REPORT NUMBER: P227146

CATALOG NUMBER: ISW-AF-600-LED-E1-SLL-8030-ULG

**CANDELA DISTRIBUTION (continued):**

295°	300°	305°	310°	315°	320°		325°	330°	335°	340°	345°	350°
121.0	120.5	120.0	117.0	114.0	108.0	0°	951.4	951.4	951.4	951.4	951.4	951.4
150.0	149.0	148.0	145.5	143.0	138.5	2.5°	895.6	908.2	928.1	932.0	948.0	959.1
182.0	180.5	179.0	176.5	174.0	171.0	5°	759.0	789.0	799.7	820.5	856.9	875.3
215.0	213.0	211.0	208.0	205.0	203.5	7.5°	626.2	648.9	674.6	708.1	734.7	766.2
250.0	248.0	246.0	244.5	243.0	240.0	10°	515.2	547.7	581.1	608.2	645.6	683.4
283.0	281.0	279.0	278.0	277.0	274.0	12.5°	457.5	475.4	508.4	546.7	593.2	635.4
315.0	314.0	313.0	311.5	310.0	307.5	15°	427.5	448.8	484.2	524.9	574.3	626.7
346.0	345.5	345.0	342.5	340.0	339.5	17.5°	390.1	424.1	464.3	522.5	586.4	659.1
381.0	379.0	377.0	374.5	372.0	371.0	20°	353.3	394.5	447.3	523.9	612.6	707.1
416.0	413.5	411.0	408.0	405.0	404.5	22.5°	320.8	369.8	436.7	532.6	646.0	772.0
448.0	445.5	443.0	440.0	437.0	436.0	25°	282.6	348.0	428.4	550.6	697.4	859.3
475.0	474.0	473.0	470.5	468.0	466.0	27.5°	252.0	327.1	416.3	566.1	744.4	943.1
502.0	501.0	500.0	498.5	497.0	494.0	30°	218.1	302.9	399.4	571.4	801.6	1011.9
533.0	530.0	527.0	526.0	525.0	523.0	32.5°	191.0	280.1	380.0	566.6	827.3	1059.9
562.0	559.0	556.0	553.5	551.0	550.5	35°	177.9	263.6	363.5	549.6	848.6	1111.8
585.0	582.5	580.0	577.5	575.0	574.5	37.5°	169.1	245.7	347.5	521.5	872.9	1163.2
600.0	598.5	597.0	595.0	593.0	593.0	40°	158.0	231.7	334.4	501.1	891.8	1205.8
614.0	612.5	611.0	610.5	610.0	610.0	42.5°	147.8	219.1	324.2	483.2	896.6	1244.1
631.0	628.5	626.0	627.0	628.0	629.0	45°	139.1	211.3	316.5	484.2	900.0	1297.4
648.0	646.0	644.0	644.5	645.0	645.5	47.5°	132.3	204.0	313.6	500.6	935.9	1371.6
664.0	661.0	658.0	656.5	655.0	655.0	50°	126.0	197.7	308.7	532.6	993.5	1471.9
671.0	669.0	667.0	665.0	663.0	662.0	52.5°	118.7	189.0	302.4	565.6	1056.5	1606.1
677.0	674.5	672.0	672.5	673.0	673.0	55°	109.0	177.4	295.6	593.2	1142.3	1769.5
684.0	681.0	678.0	681.5	685.0	686.5	57.5°	94.0	163.8	291.3	607.3	1195.1	1863.5
689.0	687.5	686.0	688.5	691.0	692.0	59°	86.3	150.7	288.9	600.5	1209.2	1879.5
692.0	690.5	689.0	689.5	690.0	690.0	60°	81.9	143.0	285.0	592.2	1213.1	1869.3
695.0	692.5	690.0	690.0	690.0	690.5	62.5°	76.1	124.6	269.0	551.0	1158.8	1746.2
699.0	696.5	694.0	694.5	695.0	696.0	65°	77.5	117.8	232.6	469.1	1034.2	1505.8
700.0	700.0	700.0	700.0	700.0	700.0	67.5°	79.5	114.9	201.1	379.0	824.4	1246.0
						70°	78.0	113.4	182.7	301.5	617.4	933.0
						72.5°	76.1	107.1	158.5	242.3	391.6	653.3
						75°	67.4	90.1	124.6	166.2	247.2	475.9
						77.5°	52.8	69.3	88.2	103.2	125.5	335.9
						80°	38.8	50.4	57.7	62.0	69.8	229.2
						82.5°	27.6	33.9	36.8	39.3	46.5	171.6
						85°	20.8	23.7	25.7	25.7	31.5	121.2
						87.5°	11.6	12.1	12.1	13.1	15.5	33.0
						90°	11.4	11.4	10.9	10.9	9.4	7.9
						92.5°	6.0	6.0	6.0	5.5	5.0	4.5
						95°	7.0	7.0	7.0	6.5	6.0	5.5
						97.5°	9.0	8.5	8.0	8.0	8.0	7.5
						100°	12.0	11.0	10.0	9.5	9.0	8.5
						102.5°	27.0	22.5	18.0	15.5	13.0	12.0
						105°	48.0	42.0	36.0	31.5	27.0	24.5
						107.5°	73.0	65.5	58.0	53.5	49.0	45.5

REPORT NUMBER: P227146

CATALOG NUMBER: ISW-AF-600-LED-E1-SLL-8030-ULG

**CANDELA DISTRIBUTION (continued):**

355°	359°	360°		325°	330°	335°	340°	345°	350°	355°
951.4	951.4	951.4	110°	102.0	94.5	87.0	80.5	74.0	71.0	68.0
971.7	979.0	984.8	112.5°	134.0	127.5	121.0	113.5	106.0	102.5	99.0
903.4	921.3	924.7	115°	168.0	163.5	159.0	153.0	147.0	143.0	139.0
801.1	830.2	840.4	117.5°	202.0	199.5	197.0	193.0	189.0	186.5	184.0
726.0	757.5	768.2	120°	237.0	235.0	233.0	229.5	226.0	224.5	223.0
684.8	721.6	733.3	122.5°	271.0	269.0	267.0	264.0	261.0	260.5	260.0
685.8	729.9	746.8	125°	305.0	302.0	299.0	297.5	296.0	295.0	294.0
730.4	780.8	801.6	127.5°	339.0	336.0	333.0	331.0	329.0	329.0	329.0
806.9	880.1	895.6	130°	370.0	368.0	366.0	364.0	362.0	361.5	361.0
910.7	982.4	1005.6	132.5°	404.0	402.5	401.0	397.0	393.0	393.5	394.0
1008.1	1103.1	1121.0	135°	435.0	433.5	432.0	429.0	426.0	426.0	426.0
1104.0	1198.1	1214.0	137.5°	464.0	462.0	460.0	459.5	459.0	458.0	457.0
1178.2	1276.6	1290.1	140°	491.0	490.0	489.0	488.0	487.0	486.0	485.0
1249.4	1360.4	1375.4	142.5°	521.0	519.5	518.0	517.5	517.0	516.0	515.0
1328.9	1451.5	1469.0	145°	550.0	548.5	547.0	545.5	544.0	545.0	546.0
1400.6	1541.2	1552.3	147.5°	574.0	574.0	574.0	572.5	571.0	571.5	572.0
1480.1	1614.4	1617.3	150°	593.0	593.0	593.0	593.0	593.0	592.5	592.0
1545.1	1668.7	1669.6	152.5°	610.0	609.5	609.0	608.5	608.0	608.0	608.0
1608.1	1719.5	1720.0	155°	630.0	628.5	627.0	626.0	625.0	625.0	625.0
1674.0	1775.3	1768.0	157.5°	646.0	645.0	644.0	643.5	643.0	643.0	643.0
1778.2	1841.2	1848.5	160°	655.0	655.5	656.0	657.5	659.0	659.5	660.0
1936.7	1992.9	2001.1	162.5°	661.0	663.0	665.0	667.0	669.0	669.0	669.0
2120.8	2198.9	2187.7	165°	673.0	674.5	676.0	676.0	676.0	677.0	678.0
2198.9	2288.0	2297.2	167.5°	688.0	687.0	686.0	685.0	684.0	685.5	687.0
2185.8	2307.4	2322.9	170°	693.0	692.5	692.0	692.0	692.0	693.5	695.0
2164.9	2301.6	2320.5	172.5°	690.0	691.5	693.0	694.0	695.0	696.0	697.0
2046.7	2241.0	2270.6	175°	691.0	693.0	695.0	696.0	697.0	697.5	698.0
1848.0	2115.5	2157.2	177.5°	697.0	698.0	699.0	699.5	700.0	702.5	705.0
1592.6	1927.9	1961.4	180°	700.0	700.0	700.0	700.0	700.0	700.0	700.0
1242.6	1566.9	1595.5								
825.8	1075.9	1125.4								
524.9	694.0	684.8								
387.2	451.2	451.7								
281.1	309.7	306.3								
217.6	189.0	188.5								
76.1	66.9	65.4								
33.0	27.6	28.1								
6.5	6.5	6.9								
4.0	4.0	4.0								
5.0	5.0	5.0								
7.0	7.0	7.0								
8.0	8.0	8.0								
11.0	11.0	11.0								
22.0	21.2	21.0								
42.0	41.2	41.0								



359°	360°
66.4	66.0
99.0	99.0
139.8	140.0
184.0	184.0
224.6	225.0
262.4	263.0
297.2	298.0
329.8	330.0
362.6	363.0
395.6	396.0
428.4	429.0
459.4	460.0
487.4	488.0
517.4	518.0
549.2	550.0
574.4	575.0
594.4	595.0
610.4	611.0
628.2	629.0
645.4	646.0
662.4	663.0
672.2	673.0
680.4	681.0
689.4	690.0
697.4	698.0
698.6	699.0
699.6	700.0
706.6	707.0
700.0	700.0

(END OF REPORT)